




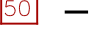



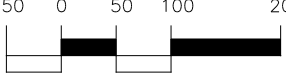
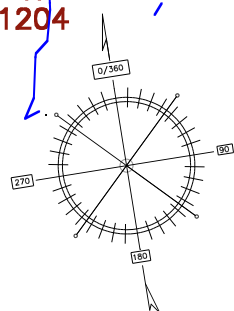



-  ZIPLINE
 -  SKYBRIDGE
 -  COURSE TRAIL
 -  COURSE TREE- SURVEY NAME
 -  BASE ELEVATION
 -  CABLE HEIGHT AT STATION
 -  LENGTH (IN FEET)
 -  AZIMUTH
 -  TREE PLATFORM
- 50 0 50 100 200
- 



<i>TREE FROG CANOPY TOUR</i>	
FINAL LAYOUT	6-17-10
 BONSAI DESIGN INC.	
Units in Feet	Scale: 1"=175'
NOTES: - 7 ZIPS - 1 ENTRY BRIDGE - 1 SKYBRIDGE - 2 RAPELLES APPX 50 FEET - 1 MID-COURSE HIKE (APPX 350' LONG GAINING 50' ELEV) - 1 EXIT HIKE (APPX 500' LONG LOSING 50' ELEV)	